

2019

COMMERCIAL KENNELS for dogs



Dog Approved Housing



Welcome...

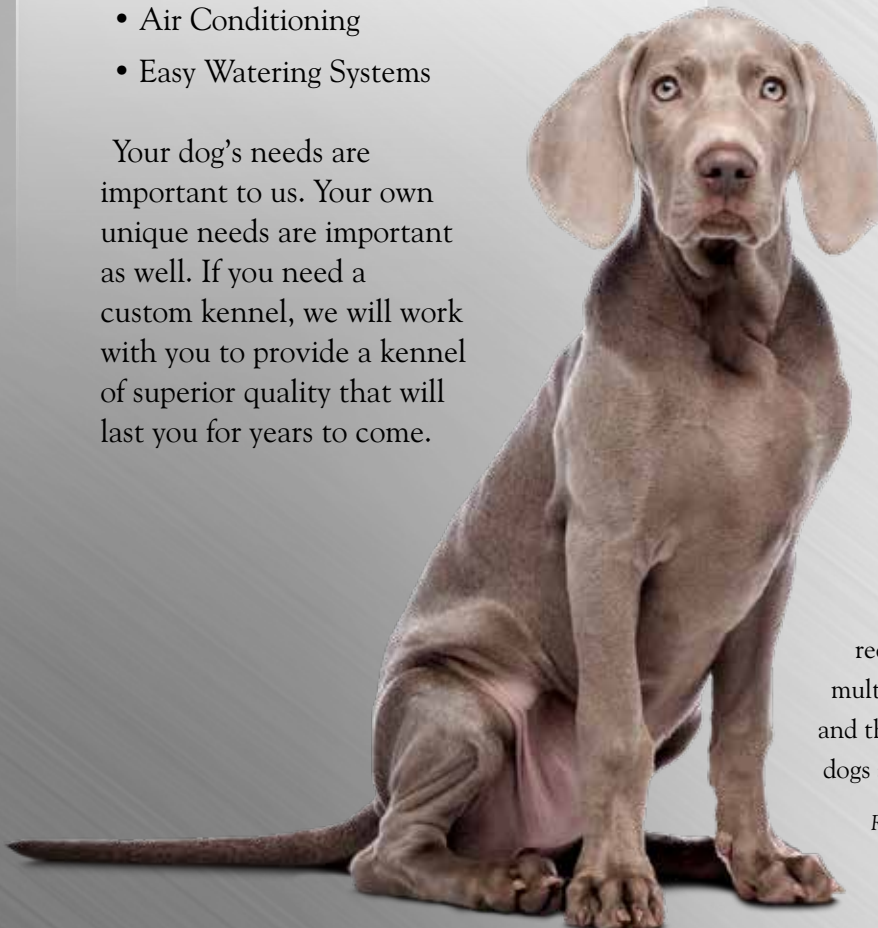
You love your dogs. At the same time, you know what it will take to see them thrive.

That's where we come in. We promise to provide the best possible housing for your dogs and puppies as the starting point for their care.

Caring for dogs is time consuming. With our housing layouts and our available systems, we strive to not only provide a safer and healthier environment for them, but to save you time as well. Here are just a few of the ways we do this:

- Easy Wash Surfaces
- Heated Floors
- Air Conditioning
- Easy Watering Systems

Your dog's needs are important to us. Your own unique needs are important as well. If you need a custom kennel, we will work with you to provide a kennel of superior quality that will last you for years to come.



Creating An Ideal Environment For Your Kennel

A lot of thought and planning goes into building a kennel that will keep your dogs healthy and happy. Think carefully about what it will take to keep the temperature and humidity at an ideal level, as well as lighting, waste and water quality.

Temperature & Humidity

Typically temperatures for adult and young dogs should be kept between 65°F and 70°F. Keep the air temp in the whelping area and nursery between 70°F and 75°F. Surface temps for newborn pups should be at 90°F for the first week, and drop 5° each week until 70°F is reached. The best solution to keep the pups warm without overheating the mother is the use of a heated whelping nest.

55% humidity with a variance of 10% above or below is ideal for newborn pups. Adult and young dogs are best kept at 40% - 60%.

Waste Removal

A well designed kennel will make clean up and dog handling as easy as possible, saving you lots of time and money in the long run. Well thought through waste control will reduce the exposure of your dogs to parasites.

Lighting And Water Quality

Struggles with irregular cycling in your female dogs can often be improved by insuring they have adequate time outdoors, and adjusting your indoor lighting to allow for 14 hours of simulated daylight.

Testing the water in your kennel annually is recommended. Take samples for testing from multiple sources; hoses, hose bibs, and faucets and the well, should all be checked to keep your dogs as healthy as possible.

Recommendations by: Marty Greer, DMV





DEWORMING GUIDELINE

Mom Day 50	2 Weeks	4 weeks	6 weeks	8 weeks
Safeguard 5 days	Pyrantel	Pyrantel	Safeguard 5 days	Safeguard 3 days

GIARDIA IS GOOD AT RE-INFECTING YOUR PUPPY

- Decreasing exposure is key to keeping puppy clean.
 - Exercise yard - puppy needs their own gravel area.

BATHE IF YOU SEE AN ISSUE

- Moms on the way into the whelping box
 - If puppies don't get it, you don't have to get rid of it.
- Disinfecting whelp box for giardia
 - Chlorhexidine gets it.

MOM BEFORE BIRTH

- Clean her up before puppies are exposed
 - Clip feathers and fur around mammary glands
 - Spray to remove oocyst (eggs)
- Weaned manage the gut.
 - Probiotics here does help - nowhere for bad things to live is the goal.
 - Safeguard 5 to 6 days.
 - 7.5 weeks Safeguard 3 days
- Next home doesn't want to see giardia on fecal at all.

VACCINE GUIDELINE

5weeks	7 Weeks	9 weeks	12 weeks	16 weeks
Parvo	5 way or DPV	DAP	DAP	Parvo

START EARLY - KEEP IT SIMPLE!

- Insurance against the disease.
- Before they see wild virus.
- Puppies need two parvo and one distemper plus kennel cough.
 - Finish one week before leaving.
 - Start straight parvo (your choice)
- Booster with another vaccine strain parvo with distemper.
- Tiny dog breeders use Nobivac DPV booster.

PARVO - AGAIN, AGAIN, AND AGAIN!

#1 Viral killer of puppies

- Must control exposure.
- Casual Transfer
- Must get immunity up quick
 - Understand how and why
- Start early - keep it simple!

KENNEL BREAKS WITH PARVO AT 6 TO 7 WEEKS.

(we get calls at 2 weeks - "it is still an issue!")

- Vaccine must be in one week earlier to prevent.
- Common to break just after shipping
 - Exposure from shipping and stress.
- Get puppy ready to see the wild virus.

#2 VIRUS IS DISTEMPER





24'x60' Kennel

16 Run

w/12'x20' Lobby

Avocado Paint

Buckskin Trim

Bronze Metal Roof

Standard Trim Package



Shown with optional:

Metal Roof

Welded Wire Panels

Drains

4' Solid Kennel Dividers

36"x36" Slider Windows

Guillotine Dog Doors

Stainless Steel Channel Drains

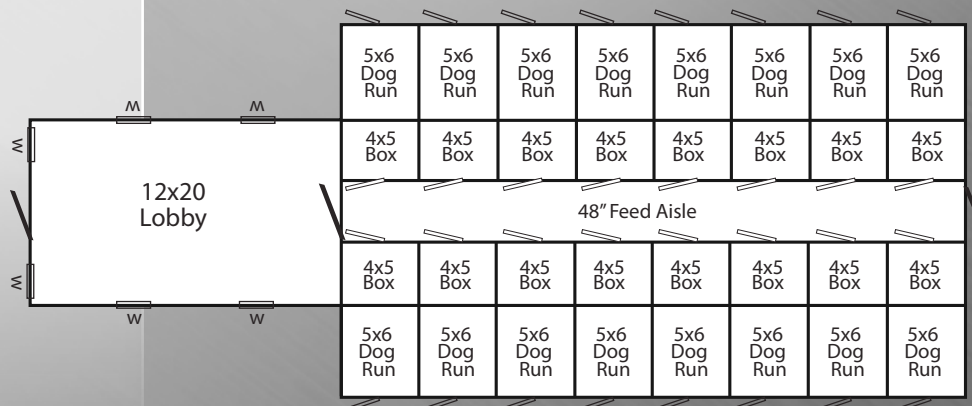
Stainless Steel Water Bowls

Sink

Hose Port

Vent Lite Pre-Hung Man Doors

Electrical Package





20x60 kennel comes pre-fabricated in two 10' wide sections. Finished on site.



20'x60' Kennel

12 Run

Light Stone Metal Siding

Colonial Red Trim

White Metal Roof

Standard Trim Package

Shown with Optional:

Metal Siding

Metal Roof

Welded Wire Panels

36"x40" Double Hung Windows

Stainless Steel Channel Drains

24" Dog Doors

Exhaust Fan

Ceiling Fans

4' Solid Dividers

Feeder Bowls

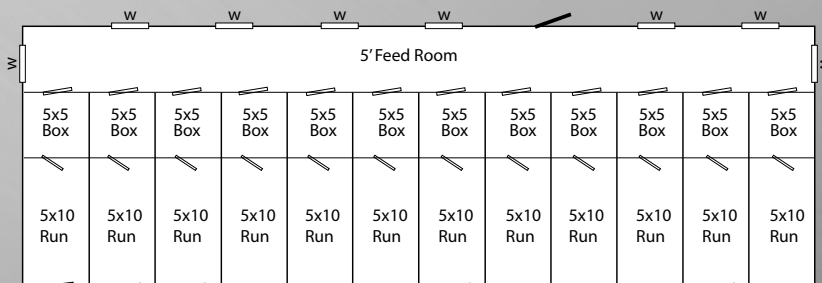
Mini Split Heat/AC System

Electrical Package

On Demand Water Heater

Sink

Hose Port



Capacity
12



10' x 28' | 5-Run Kennel

Dog Fact:

A dog's sense of smell is reduced by up to 40 percent when he's overheated and panting.



20'x28' Kennel

5 Run

w/8'x10' Lobby

Light Stone Siding

Colonial Red Trim

Colonial Red Roof

Standard Trim Package

Shown with Optional:

Metal Roof

Metal Siding

11-Lite Pre-hung Door

36"x36" Slider Windows

Elite Gable Vent

Exhaust Fan

Welded Wire Panels

4' High Solid Dividers

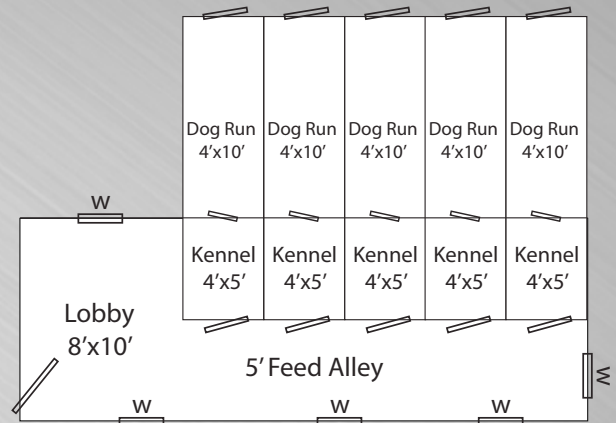
Feeder Bowls


Floor Heat System

Wash Tub

Hose Port

12v Light Package





15' x 36' | 7-Run Kennel

*Dog Fact:
Dogs can learn more than 1000 words.*



15'x36' Kennel

7 Run

w/6'x11' Lobby

Almond Vinyl Siding

Colonial Red Trim

Charcoal Shingles

Standard Trim Package

Shown with Optional:

11 Lite Pre-Hung Door

Vinyl Siding

Raised Panel Shutters

36"x36" Slider Windows

Turbine Vents

6 Ga Welded Wire Panels

4' Solid Dividers

Feeder Bowls

Floor Heat System

Wash Tub

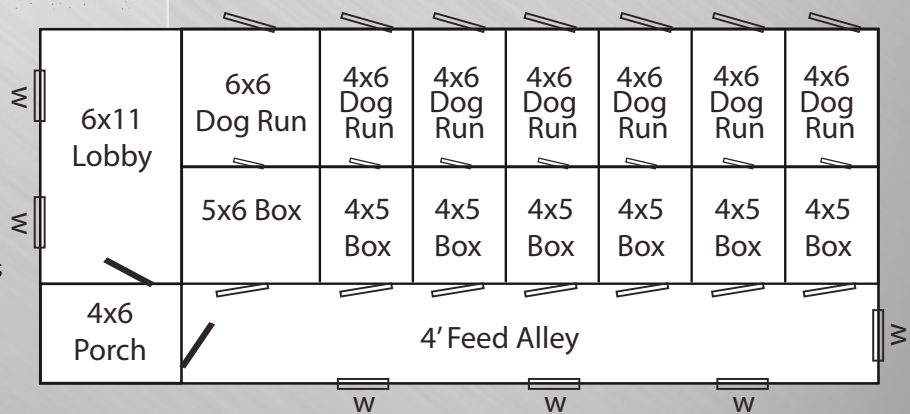
Hose Port

Stainless Steel Channel Drains

12v Light Package

Knee Hole Desk

Solar System





14' x 54' | 12-Run Kennel

Dog Fact:

Contrary to popular belief, dogs do not sweat by salivating. They sweat through the pads of their feet.



14'x54' Kennel

12 Run

w/6'x14' Storage

White Siding

Dk Blue Trim

Gallery Blue Roof

Standard Trim Package

Shown with Optional:

Metal Roof

Poly Urea Run Floor

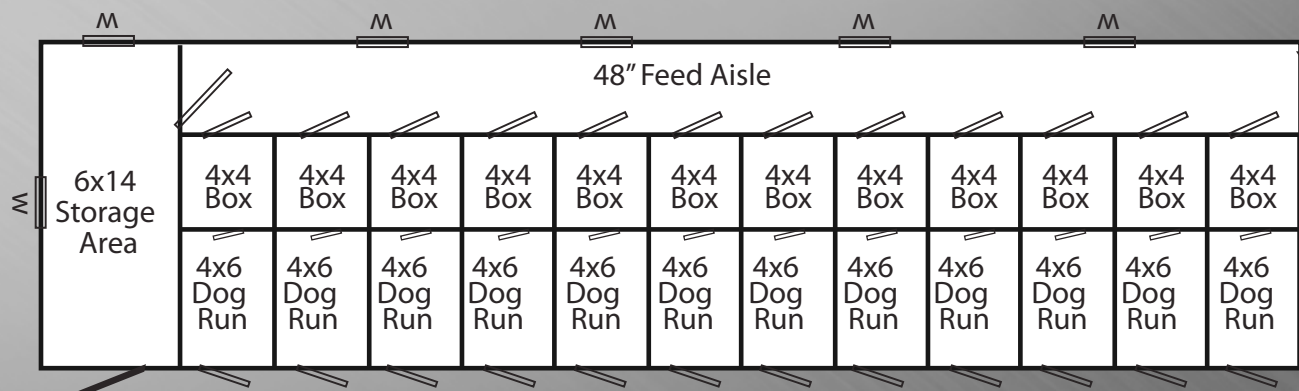
Stainless Steel Channel Drains

4' Solid Dividers

Welded Wire Panels

Guillotine Dog Doors

Exhaust Fans





14' x 38' | 6-Run Kennel

Dog Fact:

All dogs, regardless of breed, are direct descendants of wolves and technically of the same species.



14'x38' Kennel

6 Run
w/10'x10' Office

Tan Vinyl Siding

Brown Trim

Walnut Brown Shingles

Standard Trim Package

Shown with Optional:

Vinyl Siding

Raised Panel Shutters

9-Lite Pre-Hung Doors

36"x36" Slider Windows

Lighted Cupolas

w/Copper Weathervanes

Raised Floor

Exterior Wash Down

Stainless Steel Channel Drains

Welded Wire Panels

3' High Solid Dividers

Exhaust Fan

Ceiling Fans

Solar System

Floor Heat

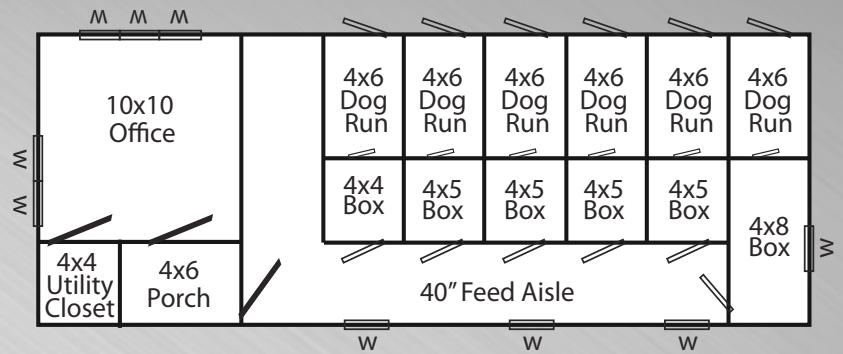
Wash Tub

Hose Port

Lobby Finished w/Knotty Pine

Exterior Entrance Light

Electrical Package





14' x 32' | 8-Run Kennel

Dog Fact:

Puppies grow to half their body weight in the first four to five months!

Puppies can sleep 18 to 20 hours a day during that rapid body growth phase.



14'x32' Kennel

8 Run

Tan Vinyl Siding

Brown Trim

Walnut Brown Shingles

Standard Trim Package

Shown With Optional:

9 Lite Pre-Hung Door

Vinyl Siding

Raised Panel Shutters

Raised Floor

Exterior Wash Down

Welded Wire Panels

Exhaust Fan

36"x36" Slider Windows

Ac Unit

Feeder Bowls

4' High Solid Dividers

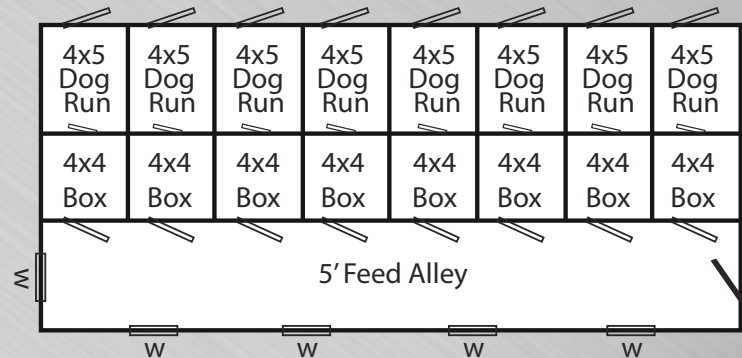
Floor Heat System

Wash Tub

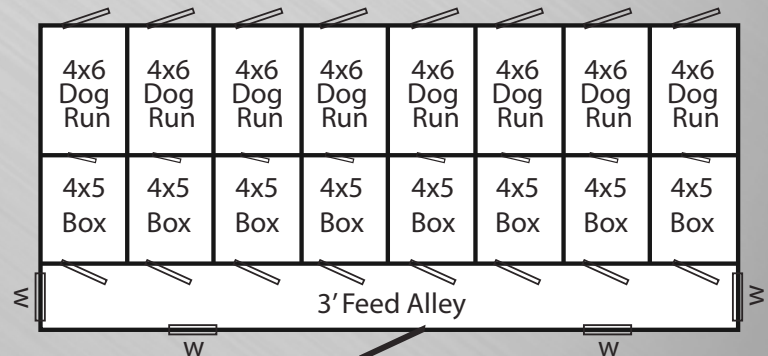
Hose Port

Electrical Package

Capacity
8



Available in two floor plan options





14' x 30' | 6-Run Kennel

Dog Fact:

Perky-eared dogs hear sounds better than floppy-eared dogs.



14'x30' Kennel

6 Run

w/8'x14' Lobby

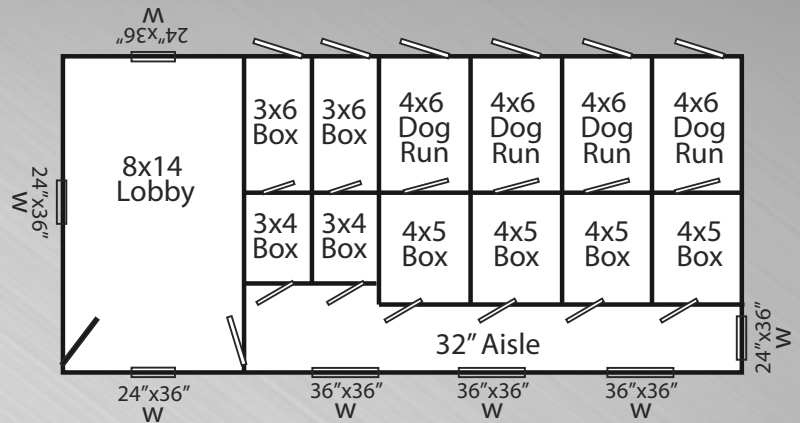
Navajo White Siding

Black Trim

Charcoal Shingles

Standard Trim Package

Shown With Optional:
 36"x36" Slider Windows
 4' Solid Dividers
 Stainless Steel Channel Drains
 Raised Floor
 Tenderfoot Flooring
 Exterior Wash Down
 12v Exhaust Fan
 Direct Vent Heater
 Feeder Bowls





14' x 24' | 7-Run Kennel

*Dog Fact:
There are about 400 million dogs in the world.*



14'x24' Kennel

7 Run

Clay Metal Siding

Red Trim

Charcoal Trim

Charcoal Metal Roof

Standard Trim Package

Shown With Optional:

Metal Siding

Metal Roof

9-Lite Pre-Hung Door

Raised Floor

Exterior Wash Down

Tenderfoot Flooring

Stainless Steel Channel Drain

Welded Wire Panels

4' High Solid Dividers

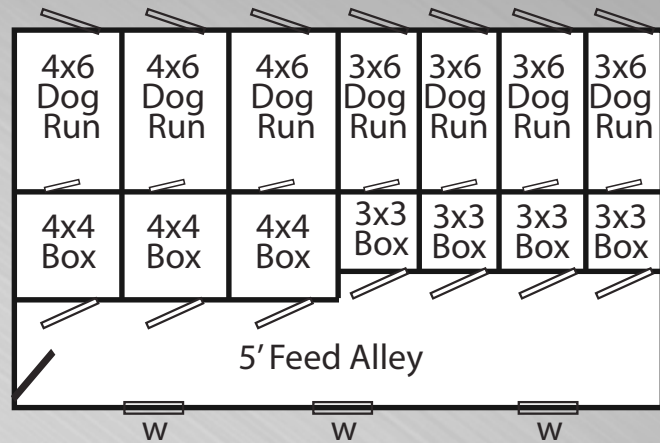
Ceiling Fans

Exhaust Fan

Floor Heat System

Whelping Pads

Capacity
7





12' x 42' | 8-Run Kennel

Dog Fact:

The Border Collie, Poodle and Golden Retriever are considered the world's smartest dog breeds.



12'x42' Kennel

8 Run

w/10'x12' Lobby

Light Gray Siding

Dark Gray Trim

Nickel Gray Shingles

Standard Trim Package

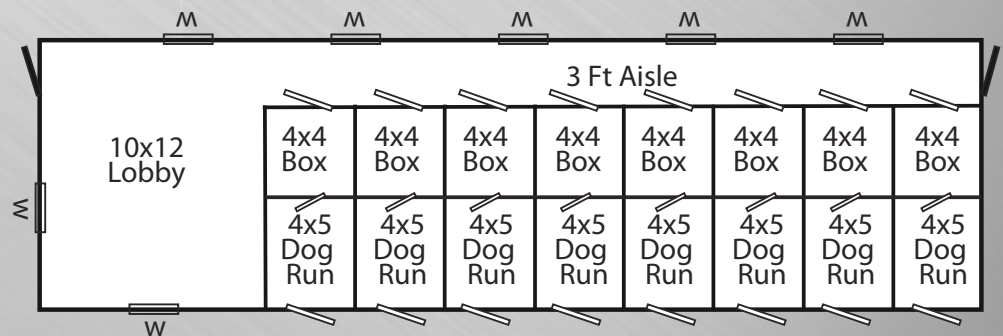
Shown With Optional:

2 A/C Units

Stainless Steel Channel Drain

Sink

Hose Port





12' x 36' | 6-Run Kennel

Dog Fact:

Just like human fingerprints, no two dogs' nose prints are alike.



12'x36' Kennel

6 Run

Dk Gray Siding

White Trim

Charcoal Shingles

Black Door

Standard Trim Package

Shown with Optional:

4' High Solid Dividers

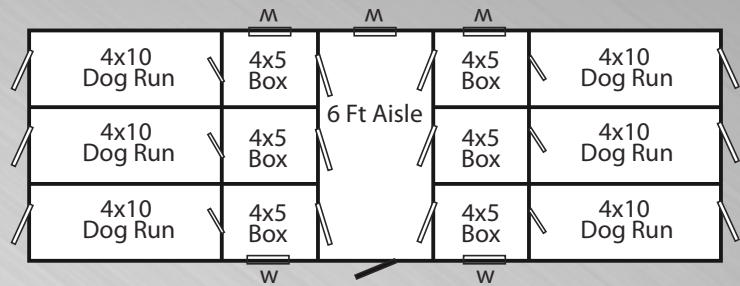
AC Unit

Envi Space Heater

Hose Port

Stainless Steel Channel Drain

Electrical Package





12' x 32' | 8-Run Kennel

Dog Fact:

Puppies have 28 teeth and adult dogs have 42.



12'x32' Kennel

8 Run

Chestnut Siding

Black Trim

Walnut Brown Shingles

Standard Trim Package

Shown with Optional:

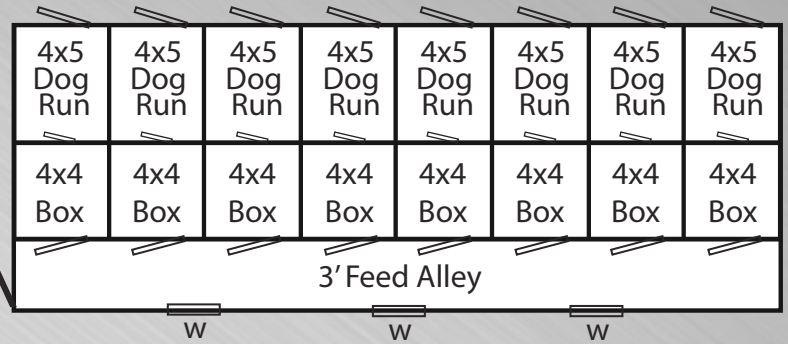
Guillotine Dog Doors

Stainless Steel Channel Drain

Wash Tub

Mini Split Heat/AC System

Electrical Package





12' x 24' | 6-Run Kennel

Dog Fact:

A dog's whiskers – found on the muzzle, above the eyes and below the jaws – are technically known as vibrissae. They are touch-sensitive hairs that actually sense minute changes in airflow.



12'x24' Kennel

6 Run

Lt Gray Siding

Dk Gray Trim

Pewter Gray Metal Roof

Standard Trim Package

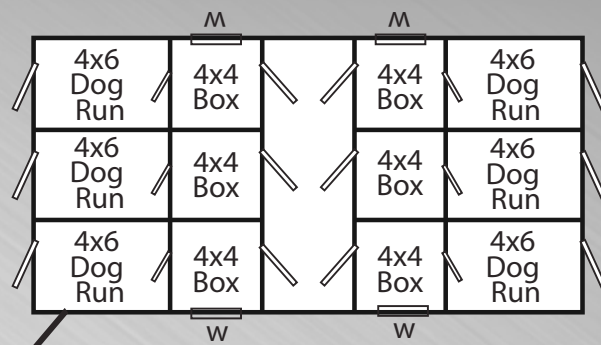
Shown with Optional:

Metal Roof

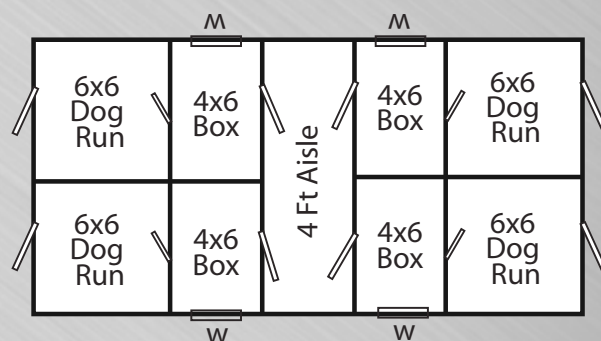
4' High Solid Dividers

Stainless Steel Channel Drain

Painted Door



12x24 6-Run Layout



12x24 4-Run Layout





12' x 22' | 6-Run Kennel

Dog Fact:

New puppies have heat sensors in their noses to help find their moms while their eyes and ears are closed.



12'x22' Kennel

6 Run

Dark Gray Paint

Hunter Green Trim

Weatherwood Shingles

Standard Trim Package

Shown with Optional:

11-Lite Pre Hung Door

Elite Gable Vent

Welded Wire Panels

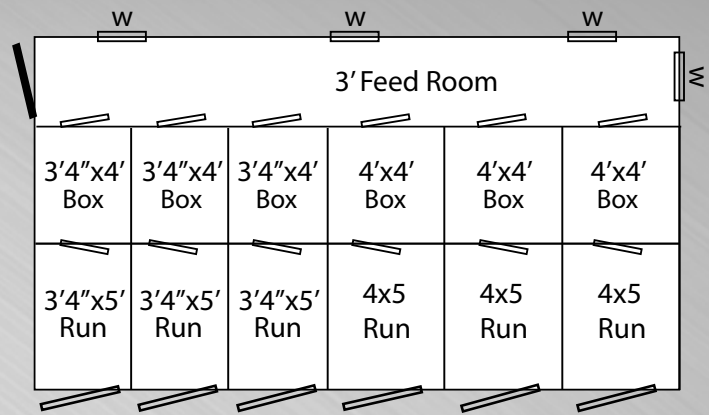
Stainless Steel Channel Drain

Feeder Bowls

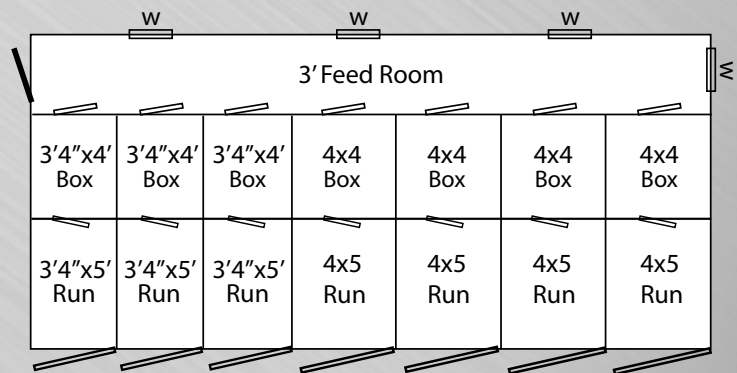
4' Solid Dividers

4' Glassboard on Run Wall

Capacity
6



12x22 6-Run Layout



12x26 7-Run Layout





12' x 18' | 3-Run Kennel

Dog Fact:

Puppies are blind, deaf and toothless when born.



12'x18' Kennel

3 Run

Navajo White Siding

Buckskin Trim

Walnut Brown Shingles

Standard Trim Package

Shown with Optional:

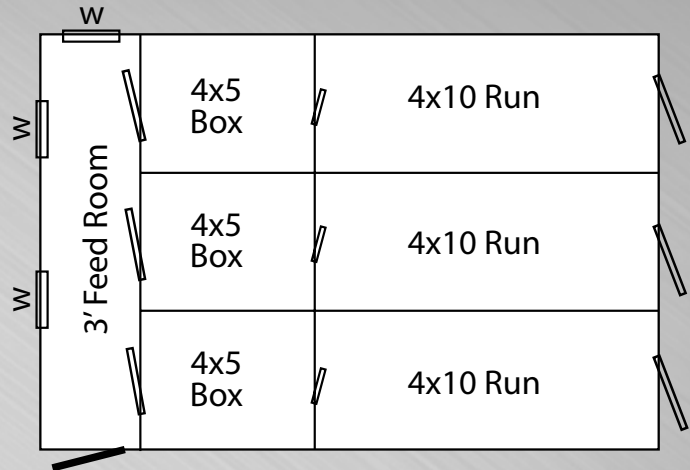
Red 9-Lite Pre-Hung Door

Welded Wire Panels

4' High Solid Dividers

Stainless Steel Channel Drain

24" Dog Doors





12' x 16' | 4-Run Kennel

Dog Fact:

Dogs have three eyelids, including one to keep their eyes moist and protected.



12'x16' Kennel

4 Run

Navajo White Siding

Buckskin Trim

Bronze Metal Roof

Standard Trim Package

Shown with Optional:

Metal Roof

Elite Gable Vents

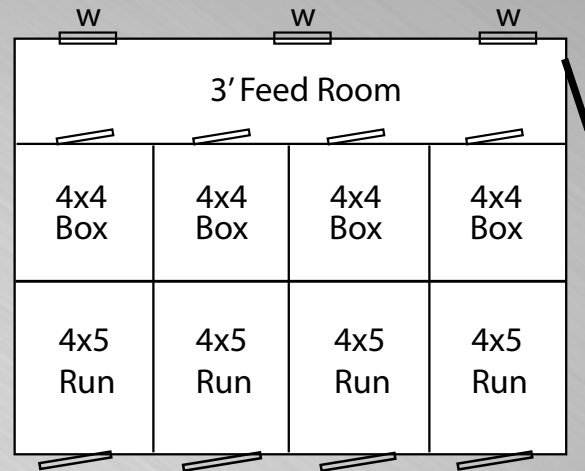
Slat Shutters

Feeder Bowls

Stainless Steel Channel Drain

4' High Solid Dividers

Electrical Package





10' x 16' | 4-Run Kennel

Dog Fact:

A dog's sense of smell is 10,000 times stronger than a human's.



10'x16' Kennel

4 Run

Hunter Green Siding

White Trim

Charcoal Shingle

Standard Trim Package

Shown with Optional:
Stainless Steel Channel Drain



4x4 Box	4x4 Box	4x4 Box	4x4 Box
4x6 Run	4x6 Run	4x6 Run	4x6 Run



Standard Features

The quality standards our customers have come to expect in our kennel's construction.



Pressure Treated
2x4 Floor Joists
4x6 Runners




5/8" Smartfloor
Coated with Poly-Urea
(Very Durable and Totally Watertight)



R-13 Batten Insulation
In Walls & Ceiling



R-13 Closed Cell Spray Foam Insulation
in Floor



PVC Trusscore Lined
Durable and Very Easy to Clean
Hidden Fastener System



LP Smartside Siding (same T1-11 look)
Painted the Color of Your Choice



Pine Board / Batten Siding
(Stained the Color of Your Choice)



Shingle Roof
30 - Year Architect Shingles



Cathedral Ceiling
Makes Your Kennel and Dogs
Feel Less Confined

Standard Features - CONTINUED



Spring Loaded
20" Plexiglass Dog Door



Molded Plastic Doggie Hole Trim Kit
(Color of Your Choice - Please Specify)



6-Panel White
Entry Door



24" x 36" Double Pane
Single Hung Window



Composite Decking
on Runs



11.5 Ga Chain-Link Panels

Options: CHOOSE YOUR **Custom Siding** OR **Roof**



300

Metal Siding
Totally Maintenance Free
While Beautifying Your Structure



301

Vinyl Siding
A Cost Effective Maintenance Free Exterior



302

Metal Roof
High Wind Area? No Problem! Choose the metal roof! You will be glad you did.

Standing Seam Metal Roof Also Available (Not Pictured)
with Hidden Fastener System



303

Deluxe
Trim Package

Standard
Trim Package

Options: CHOOSE YOUR **Doors & Windows**

These window options can be used in the slab door or pre-hung door



Six Panel Slab Door (standard)



246

9-Lite
Fixed Window



247

11-Lite
Fixed Window



248

Vent-Lite
Functional Window



249

Six Panel Slab Pre-Hung Door
Gives You A Draft Free
Man Door



250

36x36 Sliding Window
w/screen



253

20" x 40" Double Pane Sliding Window
w/screen



254

Raised Panel Vinyl Shutters



255

Slat Shutters




256

Z Shutters

Options: CHOOSE YOUR **Dog Doors**

Plexiglas Dog Doors

- Spring Loaded
- Exterior Mount (out-swing)
- Chew Proof



Pet Safe Dog Doors

Flap Doors Swing in and out
w/ Magnetic Catch



Deluxe Dog Doors

Deluxe Doors Swing In or Out

- Spring Loaded
- Swings in and out
- Chew Proof



Guillotine Door

The Guillotine door is used as a secondary door for locking the dogs in or out without entering the box.



Available Sizes

- 013 17x20
- 014 17x24
- 015 17x30

Options: CHOOSE YOUR **Feeding & Watering** SOLUTIONS



041



Stainless Steel Water Bowl w/Float
Bowl Detaches From Float Assembly
in Seconds for Easy Cleaning



045

3 Quart Stainless Steel Bowl
w/SS Wall Mount Bracket



047

1 Quart Stainless Steel Bowl
w/SS Wall Mount Bracket



049



Feeder Bowls

2 -3 Quart Bowls w/Stainless Steel Bracket (NEW) Hinged Rods to Keep Bowls
in Place Instead of Springs - Much Easier!



043

Stainless Steel Feeder w/Lid



044

Stainless Steel Feeder w/o Lid



052

Lixit Nibble
w/Stainless Steel
Adjustable Bracket



053

30" Long Stainless Steel Puppy Trough

Options: CHOOSE YOUR **Wash Down** SOLUTIONS

VERY
POPULAR
OPTION
★ ★ ★

263



Interior Stainless Steel Channel Drain

Our Drains are Placed Right Inside the Dog Door Against the Wall, From Standing in Feed Isle. You Can Just Wash Everything Back.

264



Exterior Wash Down
Requires Raised Floors Inside and Out.

VERY
POPULAR
OPTION
★ ★ ★

265



Wash Tub
Nothing is More Convenient Than to Have
A Sink Right in Your Kennel.
Water Heater is Optional.

266



Hose Port
Attach a Garden Hose to Wash Down Interior Kennel.
Gives You Access to Hot or Cold Water.

Options: CHOOSE YOUR **Water Heater**



267
30 Gallon L-P Hot Water Heater



269
Electric Marey Tankless Water Heater
240 - V 60 AMP Circuit
Use For Domestic Water Supply Only



270
Marey Tankless Water Heater
L-P Gas
Use For Domestic Water Supply Only



268
Electric 15 Gallon Water Heater
110-V 20 AMP Circuit



271
Navien On Demand Water Heater
Uses LP and Electric
Use for Domestic Water Supply or Floor Heat Applications

Options: CHOOSE YOUR **Heating** & **Cooling** SOURCE



079



Radiant Floor Heat System

The Ultimate Heating Source for Your New Kennel - Efficient and Extremely Convenient!



CUSTOMER
FAVORITE
★★★



099

Control Box

Multiple Zones in One Custom Built Control Box off of the Same Heat Source.



Save More Puppies Without The Stress

Accu Temp whelping nests are the key to successfully raising puppies. Studies show that keeping the temp consistently warm is very critical in the first two weeks of a puppy's life. With Accu Temp whelping nests you can do just that with ease and peace of mind. The built in sensor and the user friendly digital thermostat gives you finger tip control over the temp. They can be used with hot water, electric or the Accu-Temp whelping heater.



100

Use w/ Accu-Temp
Whelping Heater



101

Hot Water



102

Electric - 25 watt

Options: CHOOSE YOUR **Heating & Cooling** SOURCE - CONTINUED




074

Kozy Kennel LP Pilot Heater




075

Kozy Kennel LP Thermostat Heater



076

Infrared LP Puppy Heater (overhead)




074

LP Cozy Direct Vent Wall Furnace
Blower Kit Also Available
14,000 or 33,000 BTU



077

LP Procom Wall Mount
Thermostat Heater



078

Accu Temp Whelping Heater
Requires 12V Power Source
and L-P Gas

Exterior View

Interior View



081

- Mini Split Heater/AC Unit
- Available in 12000 BTU or 24,000 BTU
- Requires 110 Volt A-C



Interior View of
Mini Split Heater/AC Unit



082

A/C Unit Installed

Options: CHOOSE YOUR **Heating & Cooling** SOURCE - CONTINUED

Exterior View

Interior View



083

Heat/ AC Unit

We Will Install the Recommended Size Unit According to the Square Footage of the Building.
Requires 220 V 20 AMP Circuit



152

16" 110-V Exhaust Fan
w/Aluminum Gable Shutters
1900 CFM 1.35 AMPs
With Percentage Timer



152

16" 110-V Exhaust Fan
w/Aluminum Gable Shutters
1900 CFM 1.35 AMPs



153

12" 12-V Exhaust Fan
w/Aluminum Gable Shutters
6.6 AMPs
With Digital Programmable Timer



155

Gable Vent



156

Fan Control


Ceiling Fan w/Reversible, Variable Speed Switch
27,000 CFM / .83 AMPS

Options: CHOOSE YOUR **RUN FLOOR**



178

Tenderfoot Flooring - Designed by Kennel Owners.
Much More Comfortable for Your Dogs Than Wire.



132

Heavy Ga Black Coated Wire for Run Floors



304

Poly Urea Coated Run Floor
Please Note - Standard Run Floor is Solid Composite Decking



305

Interior Raised Floor



306

Exterior Raised Floor

The Raised Floor Option Enables You to Use a Wire Run Floor With a Wash Down Underneath for Cleaner Kennels,
and Also Allows for Heat Under the Indoor Kennels for Whelping.

Options: **Glassboard**

VERY
POPULAR
OPTION
★★★



307

4' High Glassboard on Exterior Run Wall

A Great Way to Keep Dogs From Chewing on Your Wood Siding.

Please Note - This Option Comes as Standard on all Vinyl or Metal Buildings.

Options: CHOOSE YOUR **Fencing**

Please Note: 11.5 Ga Chain-Link is our Standard.

VERY
POPULAR
OPTION
★★★



128

4' High Solid Kennel Divider
Standard Kennel Will Have
All Wire Dividers

CUSTOMER
FAVORITE
★★★



125

Hot Dipped Galvanized
6-Ga 2x4 Welded Wire Panels
#1 Solution
for Aggressive Breed Dogs



126

9-Ga Chain-Link Panels



131

Black Coated Chain-Link Panels



127

Stainless Steel Panels

- Never Replace Your Kennels Again
- Rust Free • Lifetime Guarantee

Options: CHOOSE YOUR **LIGHTING & POWER**



273



Electrical Package
Includes:

- 1 Light
- 1 Receptacle
- 1 Light Switch
- Electrical Box
- More Lights and Receptacles Can be Added



274



12 Volt Light Package

- Includes:
- 1 Light
 - 1 Light Switch
 - More Lights Can be Added

275



Exterior Entrance Lights

276



Solar System (Installed)
Sized According to Your Needs


277



Exterior Flood Lights
Double Bulb

278





Do you enjoy the challenge of building your own customized dog kennel? We offer the full line of dog kennel parts and accessories for your Do-It-Yourself project.

Call us today for a free catalog and price list on all of our parts and accessories.
Thanks for choosing The Dog Kennel Collection.

CHOOSE YOUR **PAINT COLORS**



White



Navajo




Cream



Beige



Buckskin



Chestnut



Clay



Lt. Gray



Dark Blue




Light Blue




Red



Black



Hunter Green



Avocado



Dark Gray

CHOOSE YOUR **VINYL COLORS**



White



Pearl



Cream



Mist



Almond



Tan



Clay



Olive



Gray



Flint



Blue

CHOOSE YOUR **STAIN COLORS**



Brown Cedar




Cedar



Clear




Natural



Rustic Cedar

CHOOSE YOUR **METAL ROOFING & SIDING COLORS**



Bright White

Light Stone

Beige


Clay

Tan

Bone White

Ash Gray

Pewter Gray



Charcoal

Bronze

Scarlet Red


Barn Red

Colonial Red

Burgundy

Brown

Gold



Patina Green

Avocado Green

Forest Green

Evergreen

Slate Blue

Gallery Blue

Dark Blue

Black

CHOOSE YOUR **SHINGLE COLORS**



Charcoal

Forest Green

Nickel Gray

Walnut Brown

Weather Gray

Cedar

Williamsburg Slate



Cedar Shake (Optional)

**COMMERCIAL
KENNELS
for dogs**



USDA Approved Dog Housing



Authorized Dealer